

7001SL.EU &  
7001SL.EU EXTREME

**SL**  
*we are the locks*

Industry of Innovative Technologies

**Saimon Bros**

# 7001SL.EU / 7001SL.EU extreme

Electronic lock

It is considered as the ideal solution for quick replacement of entry door knobs.

Ideal for interior or exterior\* doors exposed to extreme weather conditions (IP65).

No wiring is required.

4 AA Alkaline batteries power the lock over an extended lifetime 1<sup>1/2</sup> years.

Works with RFID cards or optionally with BLE digital keys to unlock the lock via the guest's smartphone.

Basic color of 7001SL.EU & 7001SL.EU extreme is inox satin.



Unlock with your  
smartphone



Unlock with your  
RFID card


— Available in 22 colors

\* For exterior doors necessary use extreme kit.

*Choose your color*



Inox satin




Satin brass



Elite moss



Elite blackout




*Retrofit*



Back view / knob for deadbolt



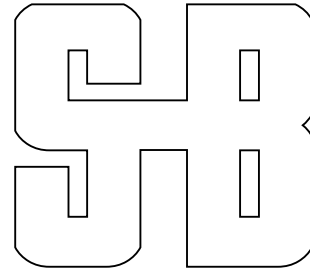
Profile view



Emergency override key



Battery case



## Features

Exposed to extreme weather conditions	✓
Indoor use	✓
Suitable for aluminum & PVC doors with narrow profiles	—
Application to existing doors upon traditional mechanical locks	—
Suitable for installation by adjusting holes in existing wooden doors	✓
Suitable for new doors	✓
Lockcase	LATCH 60/70
Panic release	✓
Antitheft latch	✓
Deadbolt	✓
Mechanical override key	✓
Material	Inox 304
Reader technology	RFID
Compatible upgrade to BLE	✓
Keypad compatible	Requires BLE
Anti-cloning technology - RFID cards	✓
Audit trail	✓
Power Supply	4XAA batteries
Lithium Battery	✓
Passage mode	✓
Ability to connect with electric locks or automations	—
Optional Finishes	✓
Optional Handles	✓
Frame Strike	Corner / full lip
Software	Lockmanage

Optional shades

# Supreme chromatics



**Elite\* blackout**  
Matte effect



**Cobalt**  
Metallic matte effect



**Tungsten**  
Metallic matte effect



**Elite\* titanium**  
Metallic matte effect



**Titanium**  
Metallic matte effect



**Satin aluminum**  
Metallic matte effect



**Midnight bronze**  
Metallic matte effect



**Burnt bronze**  
Metallic matte effect



**Elite\* FDE**  
Matte effect



**Desert sand**  
Matte effect



**Bright nickel**  
Metallic matte effect



**Copper**  
Metallic matte effect

The basic color of the locks is inox satin. / Supreme chromatics shades are optional.

You can choose between:

- 22 shades
- 2 clear coatings

## Choose your color

Choose your favorite shade, and color your lock the energy saver or even the room signage!

Harmonize them with the aesthetics and architecture of the space!

High corrosion resistance as well as chemical resistance!

Supreme chromatics went head-up in the salt chamber 2034 hours!



**Gold**  
Metallic matte effect



**Elite\* moss**  
Matte effect



**Olive**  
Matte effect



**Cobalt kinetics**  
Metallic matte effect



**Blue titanium**  
Metallic matte effect



**NRA blue**  
Matte effect



**Blue raspberry**  
Matte effect



**Red**  
Matte effect



**Rose gold**  
Metallic matte effect



**White**  
Matte effect



**Clear coating\*\***  
Matte effect



**Clear coating\*\***  
Gloss effect

\* The elite shades are among the most durable shades, ideal for extreme weather conditions  
\*\* The clear coating is a protective varnish, ideal for outdoor conditions