

E-cross E-resurrection SB Drive OTP

Electronic lock

E-cross E-resurrection SB Drive OTP is mostly called as a "unique" lock.

E-cross E-resurrection SB Drive OTP provides 3 options for access: Mobile access / Pin code / Remote unlock

Designed to adapt to all thicknesses and types of door profiles: wooden, aluminum, PVC, fire resistant, security.

Perfect application to existing doors upon traditional mechanical locks. Adjustable handles match to all mortise locks 72/85/92.

Ideal for interior or exterior doors exposed to extreme weather conditions (IP65).

Suitable for hotel public area doors. Free passage mode. It does not require wiring for its installation. 6 AA Alkaline batteries power the lock over an extended lifetime 1^{1/2} years.

Works with BLE digital keys to unlock the lock via the guest's smartphone.

OTP keypad with the ability to remotely (or not) activate time-limited codes Online / Offline / Standby (for more information please check SB Drive chapter).

Optional we provide: 1) Mortise locks, centers: 72/85/92 backset 20mm to 70mm 2) Knob cylinders: 80mm to 120mm unique key / KA / master key / straight or corner strikes.

Basic color of E-cross E-resurrection SB Drive OTP is inox satin.



Unlock with your
smartphone



Unlock with your
PIN code




Remote unlock
(requires SB Hub)


— Available in 22 colors

— 5 handle designs available

Choose your color




Inox satin




Elite blackout



Burnt bronze
(optional cylinder cover)



SB Hub (optional)




Inventive



Back view / knob for deadbolt



Profile view



Emergency override key



Battery case

Optional shades

Supreme chromatics



Elite* blackout
Matte effect



Cobalt
Metallic matte effect



Tungsten
Metallic matte effect



Elite* titanium
Metallic matte effect



Titanium
Metallic matte effect



Satin aluminum
Metallic matte effect



Midnight bronze
Metallic matte effect



Burnt bronze
Metallic matte effect



Elite* FDE
Matte effect



Desert sand
Matte effect



Bright nickel
Metallic matte effect



Copper
Metallic matte effect

The basic color of the locks is inox satin. / Supreme chromatics shades are optional.

You can choose between:

— 22 shades

Choose your color

Choose your favorite shade, and color your lock the energy saver or even the room signage!

Harmonize them with the aesthetics and architecture of the space!

High corrosion resistance as well as chemical resistance!

Supreme chromatics went head-up in the salt chamber 2034 hours!



Gold
Metallic matte effect



Elite* moss
Matte effect



Olive
Matte effect



Cobalt kinetics
Metallic matte effect



Blue titanium
Metallic matte effect



NRA blue
Matte effect



Blue raspberry
Matte effect



Red
Matte effect



Rose gold
Metallic matte effect



White
Matte effect

* The elite shades are among the most durable shades, ideal for extreme weather conditions